



Sparkle Power Inc.

A Leading Power Supply manufacturer
Web site: www.sparklepower.com



FSP400-60THN

400 Watts ATX12V 2.0 Switching Power Supply

Features

- Complied with ATX12V 2.0 standard
- High efficiency and reliability
- Remote On/Off function
- Internal 12V DC fan included
- Noise Killer (Thermal fan speed control function)
- Low noise and ripple
- Complies with FCC part 15 subpart J Class B and CISPR 22 Class B
- Output over voltage, short circuit, and over current protection
- 100% Hi-pot, ATE, and burn-in tested
- Re-settable power shut down
- Approved by UL 60950, CSA C22.2 Level 3, TUV EN60950, NEMKO (CB Report)

Input Characteristics

Input Range: ±10% of 115/230V AC, Manual selection

Frequency: 47~63Hz

Input Current 10A/115Vac(rms), 5A/230Vac(rms)

Inrush Current: 90A max cold start, 120A warm measured at 264rms/50Hz

Output Characteristics

Output Voltage	Min Load	Normal Load	Max Load	Load Reg.	Line Reg.	Ripple & Noise
+3.3V	0.5A	15A	30A	± 5%	± 1%	50mV P-P
+5V	1.0A	14A	28A	± 5%	± 1%	50mV P-P
+12V1	1.0A	7A	14.0A	± 5%	± 1%	120mV P-P
+12V2	1.0A	8.5A	15.0A	± 5%	± 1%	120mV P-P
-12V	0.0A	0.4A	0.5A	± 10%	± 2%	120mV P-P
+5Vsb	0.0A	1A	2.0 A	± 5%	± 1%	50mV P-P

*+5V and +3.3V total output not exceed 150W

*When +3.3V is load on 30A, the +5V maximum load is 10.0A

*When +3.3V is load on 3.0A, the +5V maximum load is 28A

*+3.3V, +5V, +12V1, and +12V2 total output not exceed 385W

Specification

- **Operating Temperature Range:** 0°C ~ 50°C, 25°C On 400W, 50°C On 350W, De-rate 2W/°C.
- **Storage & Shipping Temperature Range:**-20°C~65°C
- **Humidity:** 90% on operating and 95% on storage
- **Dielectric Withstand:** Input to frame ground 1800V AC for 1 second
- **Efficiency:** 70% Min at 115/230AC On Full load
- **Rise Time:** Less than 20ms on all output
- **Hold-up Time:** 17ms minimum at nominal input voltage
- **Power Good Signal:** Power on delay time 100 ms to 500 ms, off delay 1ms minimum (TTL and CMOS compatible)
- **Leakage Current:** Not exceed 3.5mA
- **MTBF:** 100,000 hours on maximum load at +25° C degree
- **Dimension (WxHxL):** 150x86x140mm/6"x3.4"x5.5" inches

Sparkle Power Inc.

Main Office

1000 Rock Avenue
San Jose, CA 95131
TEL: 408-519-8888
FAX: 408-519-9999
E-MAIL: info@sparklepower.com

Sparkle Power Inc.

Los Angeles Office

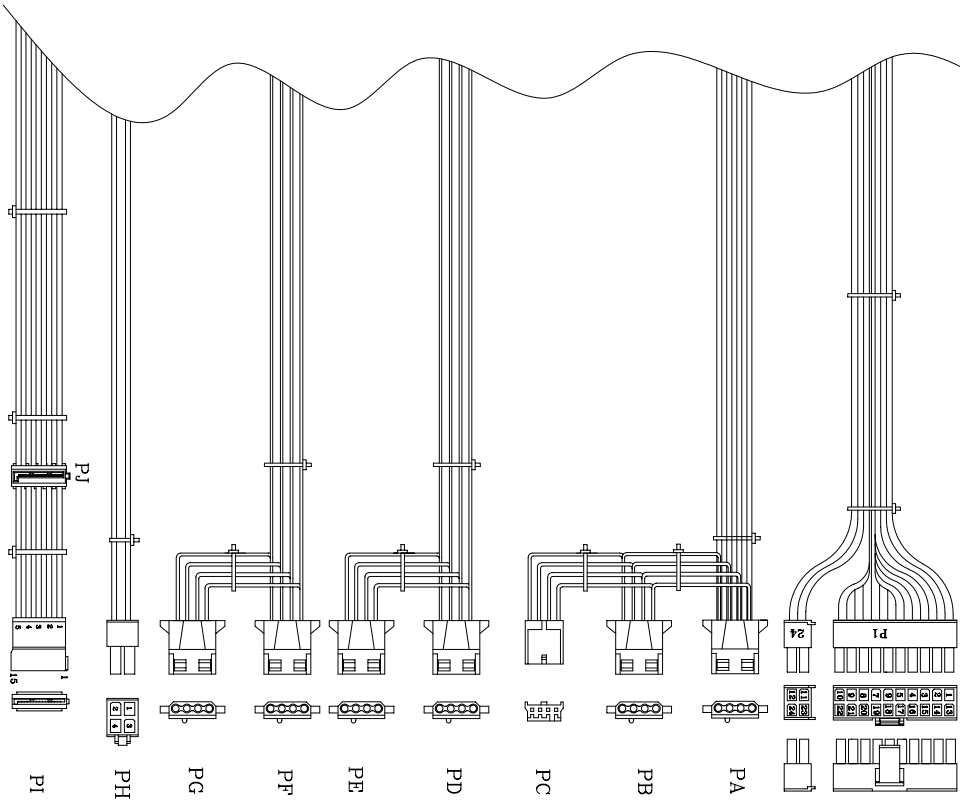
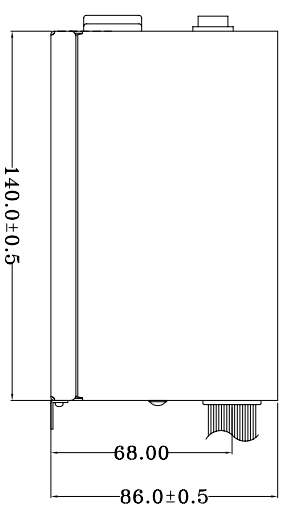
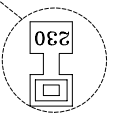
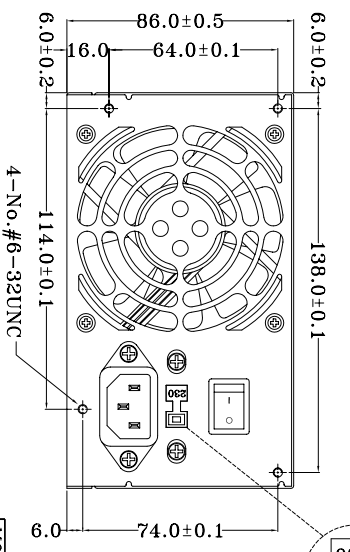
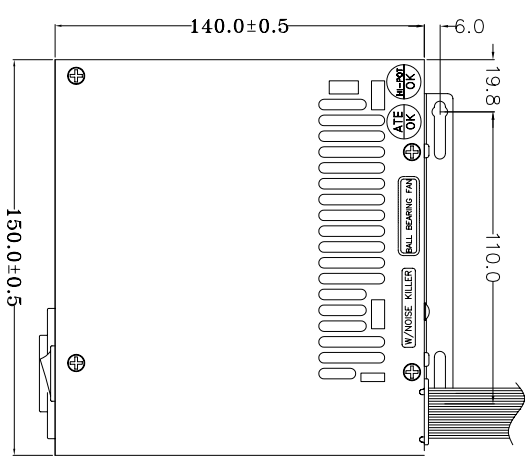
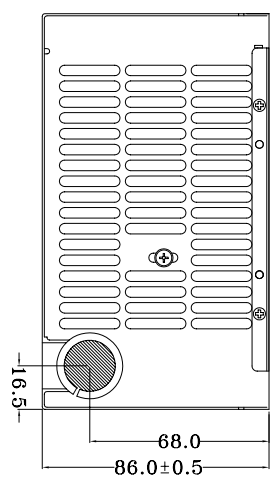

17071 Green Drive
City of Industry, CA 91745
TEL: 626-839-7180
FAX: 626-839-3395

Sparkle Power Inc.

Colorado Office

1316 Indian Paintbrush Lane
Longmont, CO 80503
TEL: 303-776-3281
FAX: 303-776-7645

REP. ID.	P/N	SIGNAL	WIRE COLOR	CONNECTOR TYPE	CABLE LENGTH
P1	1	+3.3VDC	ORANGE	AMP	500±30mm
	2	+3.3VDC	ORANGE	AMP	500±30mm
	3	COM	BLACK	AMP	500±30mm
	4	+5VDC	RED	AMP	500±30mm
	5	+5VDC	RED	AMP	500±30mm
	6	COM	BLACK	AMP	500±30mm
	7	+5VDC	RED	AMP	500±30mm
	8	COM	BLACK	AMP	500±30mm
	9	PM-OK	GRAY	AMP	500±30mm
	10	+5VDC	PURPLE	AMP	500±30mm
	11	+12VDC	YELLOW	AMP	500±30mm
	12	+12VDC	YELLOW	AMP	500±30mm
	13	+3.3VDC	ORANGE	AMP	500±30mm
	14	FRANK	BROWN	AMP	500±30mm
	15	+12VDC	BLUE	AMP	500±30mm
	16	COM	BLACK	AMP	500±30mm
	17	PS-ON	GREEN	AMP	500±30mm
	18	COM	BLACK	AMP	500±30mm
	19	COM	BLACK	AMP	500±30mm
	20	COM	BLACK	AMP	500±30mm
	21	+5VDC	RED	AMP	500±30mm
	22	+5VDC	RED	AMP	500±30mm
	23	+5VDC	RED	AMP	500±30mm
	24	COM	BLACK	AMP	500±30mm
PA	1	+12V	YELLOW	AMP	1-480424-0430±30mm
	2	COM	BLACK	AMP	1-480424-0430±30mm
	3	+12V	YELLOW	AMP	1-480424-0430±30mm
	4	COM	BLACK	AMP	1-480424-0430±30mm
PB	1	+12V	YELLOW	AMP	1-480424-0200±10mm
	2	COM	BLACK	AMP	1-480424-0200±10mm
	3	+12V	YELLOW	AMP	1-480424-0200±10mm
	4	COM	BLACK	AMP	1-480424-0200±10mm
PC	1	+12V	YELLOW	AMP	171822-4 or RQV
	2	COM	BLACK	AMP	171822-4 or RQV
	3	+12V	YELLOW	AMP	171822-4 or RQV
	4	COM	BLACK	AMP	171822-4 or RQV
PD	1	+12V	YELLOW	AMP	1-480424-0430±30mm
	2	COM	BLACK	AMP	1-480424-0430±30mm
	3	+12V	YELLOW	AMP	1-480424-0430±30mm
	4	COM	BLACK	AMP	1-480424-0430±30mm
PE	1	+12V	YELLOW	AMP	1-480424-0200±10mm
	2	COM	BLACK	AMP	1-480424-0200±10mm
	3	+12V	YELLOW	AMP	1-480424-0200±10mm
	4	COM	BLACK	AMP	1-480424-0200±10mm
PF	1	+12V	YELLOW	AMP	1-480424-0430±30mm
	2	COM	BLACK	AMP	1-480424-0430±30mm
	3	+12V	YELLOW	AMP	1-480424-0430±30mm
	4	COM	BLACK	AMP	1-480424-0430±30mm
PG	1	+12V	YELLOW	AMP	1-480424-0200±10mm
	2	COM	BLACK	AMP	1-480424-0200±10mm
	3	+12V	YELLOW	AMP	1-480424-0200±10mm
	4	COM	BLACK	AMP	1-480424-0200±10mm
PH	1	+12V	YELLOW	AMP	MOLEX 38-01-2040 500±30mm
	2	COM	BLACK	AMP	38-01-2040 500±30mm
	3	+12V	YELLOW	AMP	38-01-2040 500±30mm
	4	COM	BLACK	AMP	38-01-2040 500±30mm
PI	1	+12V	YELLOW	AMP	200±10mm
	2	COM	BLACK	AMP	200±10mm
	3	+12V	YELLOW	AMP	200±10mm
	4	COM	BLACK	AMP	200±10mm
PJ	1	+12V	YELLOW	AMP	WEST
	2	COM	BLACK	AMP	WEST
	3	+12V	YELLOW	AMP	WEST
	4	COM	BLACK	AMP	WEST



FSP P/N.:9PA4001103
SPI P/N.:FSP400THA-B204

MODEL NO.: FSP400-60THA(S031) TITLE: ASSY SHEET: 1 OF 1 REV:07

APPROVE: PE DRAWN: DATE

INTERIOR COUNTERSIGN: FEB. 24. 2006

NOTE:

1. ALL THE LENGTH OF OUTPUT WIRES EXCLUDE HOUSING.
2. 產地標籤依業務指示加貼。

客戶要求變更機種名稱

UNIT:mm