



**Sparkle Power Inc.**  
 A Leading Power Supply Manufacturer  
 Web site: [www.sparklepower.com](http://www.sparklepower.com)



**FSP200-601U (Active PFC & RoHS Compliant)  
 200 Watts, ATX , 1U Switching Power Supply**

**Features**

- Complied with ATX standard
- Active Power Factor Correction (PFC) meet EN61000-3-2
- High efficiency and reliability
- Remote ON/OFF function
- Internal 12V DC fan included
- Noise Killer (thermal fan speed control function)
- Low noise and ripple
- Complies with FCC part 15 subpart J class B 115Vac operation, and CISPR 22 class B at 230Vac operation
- Output over voltage, short circuit, and over current protection
- 100% Hi-pot, ATE, and burn-in tested
- Re-settable power shut down
- Approved by UL60950-1, CSA C22.2 NO. 60950, TUV EN60950 or VDE EN60950, NEMKO EN60950 (CB Report),

**Input Characteristics**

**Input Range:** 95 ~ 264Vac (RMS), Full Range Input

**Frequency:** 47 ~ 63Hz

**Input Current:** 5A (RMS) @115Vac, 3A (RMS) @230Vac

**Inrush Current:** 60A Max @115Vac, 90A Max @230Vac cold start

**Output Characteristics**

Output Voltage	Minimum Load	Maximum Load	Load Reg.	Line Reg.	Ripple & Noise
+3.3V	0.3A	14.0A	± 5%	± 1%	50mV P-P
+5V	2.0A	20.0A	± 5%	± 1%	50mV P-P
+12V	0.2A	6.0A	± 5%	± 1%	120mV P-P
-5V	0.0A	0.3A	± 5%	± 1%	100mV P-P
-12V	0.0A	0.8A	± 10%	± 2%	120mV P-P
+5Vsb	0.0A	2.0A	± 5%	± 1%	50mV P-P

\*+5V and +3.3V total output not exceed 120W

\*+3.3V, +5V, and +12V total output cannot exceed 180W

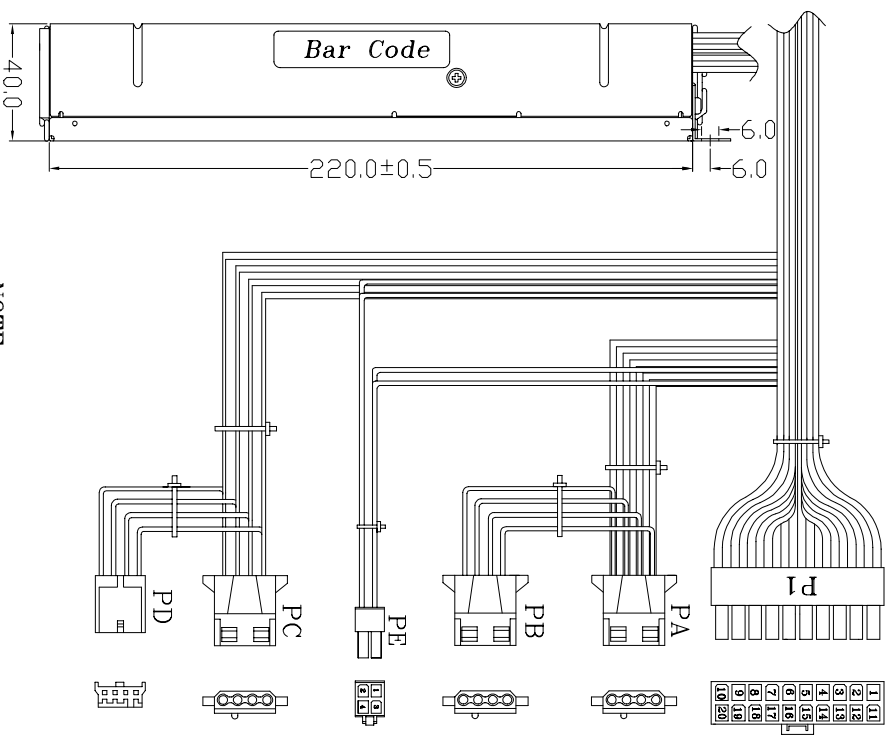
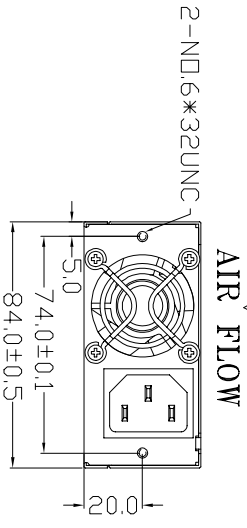
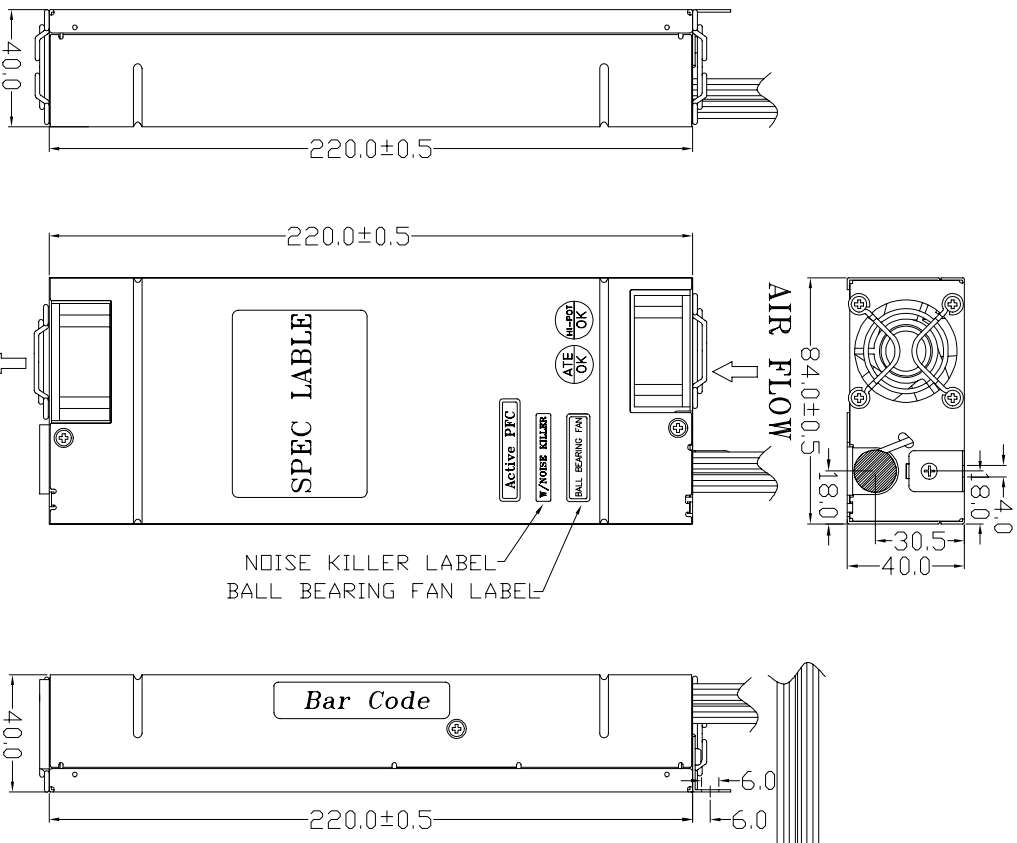
\* This subject power supply is 200W

**Specification**

- **Temperature Range:** Operating: 0°C ~ +50°C on full load; storage & shipping: -20°C ~ +80°C
- **Humidity:** 5 ~ 95% on operating and storage
- **Dielectric Withstand:** Input to frame ground 1800 VAC for 1 second
- **Efficiency:** 65% at minimum measured at nominal AC main voltage and frequency with maximum load on all outputs
- **Rise time:** Less than 20ms
- **Hold-up Time:** 17ms minimum at nominal input voltage
- **Power Good Signal:** Power on delay time 100 ~ 500ms, off delay 1ms minimum (TTL and CMOS compatible)
- **Leakage Current:** Not exceed 3.5mA at 264Vac, 50Hz
- **MTBF:** 100,000 hours on maximum load at +25°C
- **Dimensions (LxWxH):** 220x84x40mm/8.7x3.3x1.6in

**Sparkle Power Inc.**  
**Main Office**  
 1000 Rock Avenue  
 San Jose, CA 95131  
 TEL: 408-519-8888  
 FAX: 408-519-9999  
 E-MAIL: [info@sparklepower.com](mailto:info@sparklepower.com)

**Sparkle Power Inc.**  
**Los Angeles Office**  
 17071 Green Drive  
 City of Industry, CA 91745  
 TEL: 626-839-7180  
 FAX: 626-839-3395



REF. ID.	PN NO.	SIGNAL	WIRE COLOR	GAUGE	CONNECTOR TYPE	CABLE LENGTH
P1	1	+3.3VDC	ORANGE	18	MOLEX 39-01-2040 or EqIV.	254±15mm
	2	+3.3VDC	ORANGE	18		
	3	COM	BLACK	18		
	4	+5VDC	RED	18		
	5	COM	BLACK	18		
	6	+5VDC	RED	18		
	7	COM	BLACK	18		
	8	PW-OK	GRAY	22		
	9	+5Vsb	PURPLE	18		
	10	+12VDC	YELLOW	18		
	11	+3.3VDC	ORANGE	18		
	12	+3V sense	BROWN	22		
	13	-12VDC	BLUE	22		
	14	COM	BLACK	18		
	15	PS-ON	GREEN	22		
	16	COM	BLACK	18		
	17	COM	BLACK	18		
	18	-5VDC	WHITE	22		
	19	+5VDC	RED	18		
	20	+5VDC	RED	18		
PA	1	+12V	YELLOW	18	AMP 1-480424-0190±15mm or EqIV.	
	2	COM	BLACK	18		
	3	COM	BLACK	18		
	4	+5V	RED	18		
PB	1	+12V	YELLOW	18	AMP 1-480424-0150±10mm or EqIV.	
	2	COM	BLACK	18		
	3	COM	BLACK	18		
	4	+5V	RED	18		
PC	1	+12V	YELLOW	18	AMP 1-480424-0190±15mm or EqIV.	
	2	COM	BLACK	18		
	3	COM	BLACK	18		
	4	+5V	RED	18		
PD	1	+12V	YELLOW	22	AMP 171822-4 or EqIV.	
	2	COM	BLACK	22		
	3	COM	BLACK	22		
	4	+5V	RED	22		
PE	1	COM	BLACK	20	MOLEX 39-01-2040 or EqIV.	
	2	COM	YELLOW	20		
	3	+12V	YELLOW	20		
	4	+12V	YELLOW	20		

NOTE:  
 1. ALL THE LENGTH OF OUTPUT WIRES EXCLUDE HOUSING.  
 2. 產地標籤依業務指示加貼.

FSP P/N.:9PA2001728  
 SPI P/N.:FSP200-601UR

MODEL NO. : FSP200-601U(S037)	TITLE: ASSY	SHEET: 1 OF 1	REV: 01
R&D	PE	DRAWN	DATE
			Aug.26.2005
INTERIOR COUNTERSIGN:			黃鈺婷

UNIT:mm  
 Mechanical Drawing(外觀/機構圖)表單編號7000P-0111