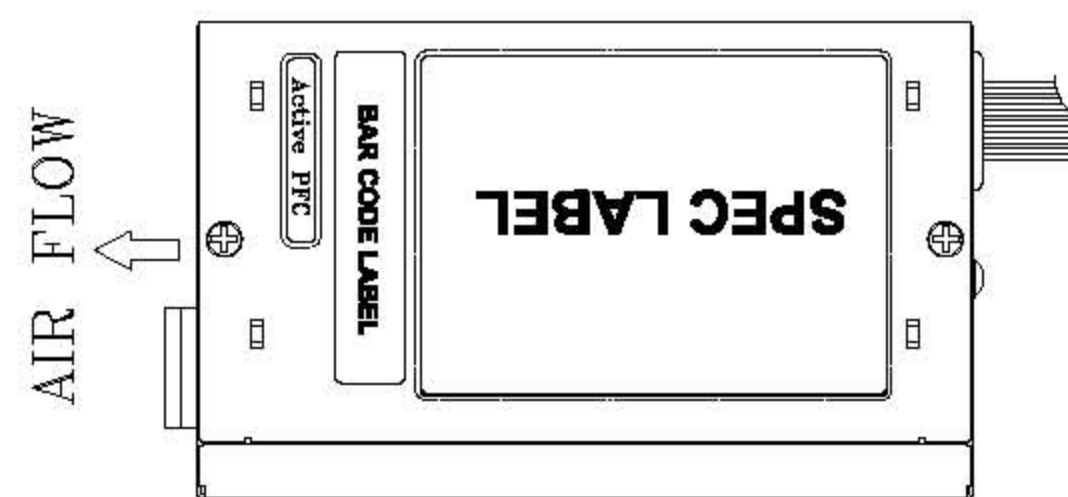
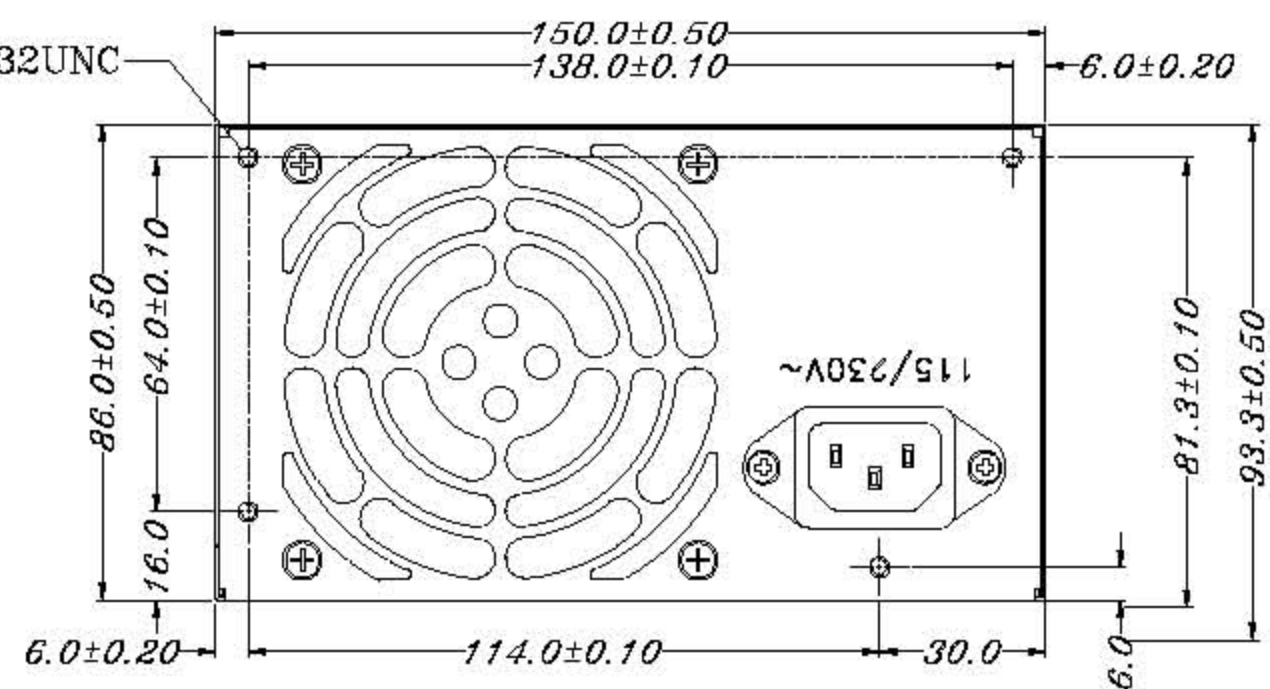

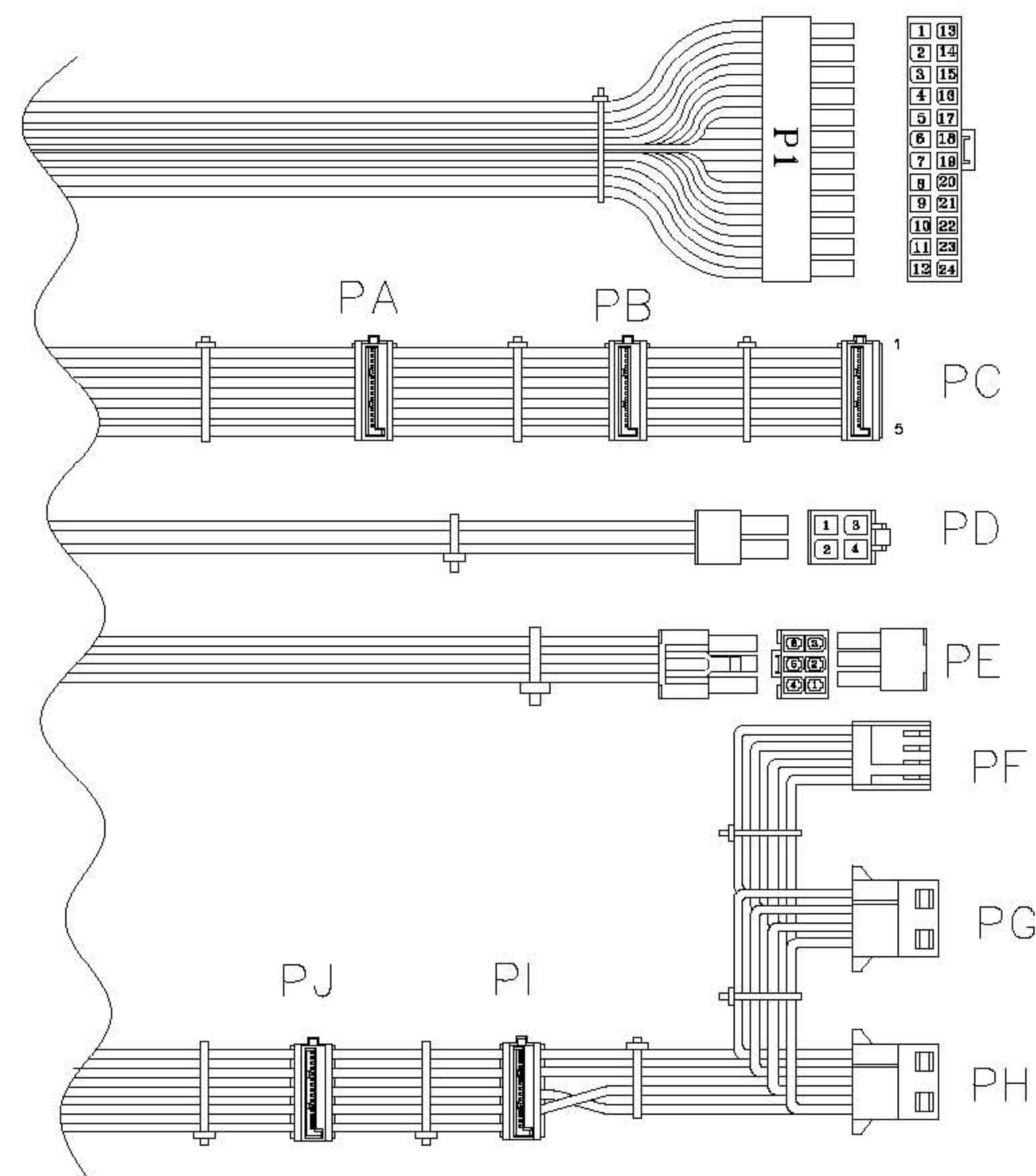
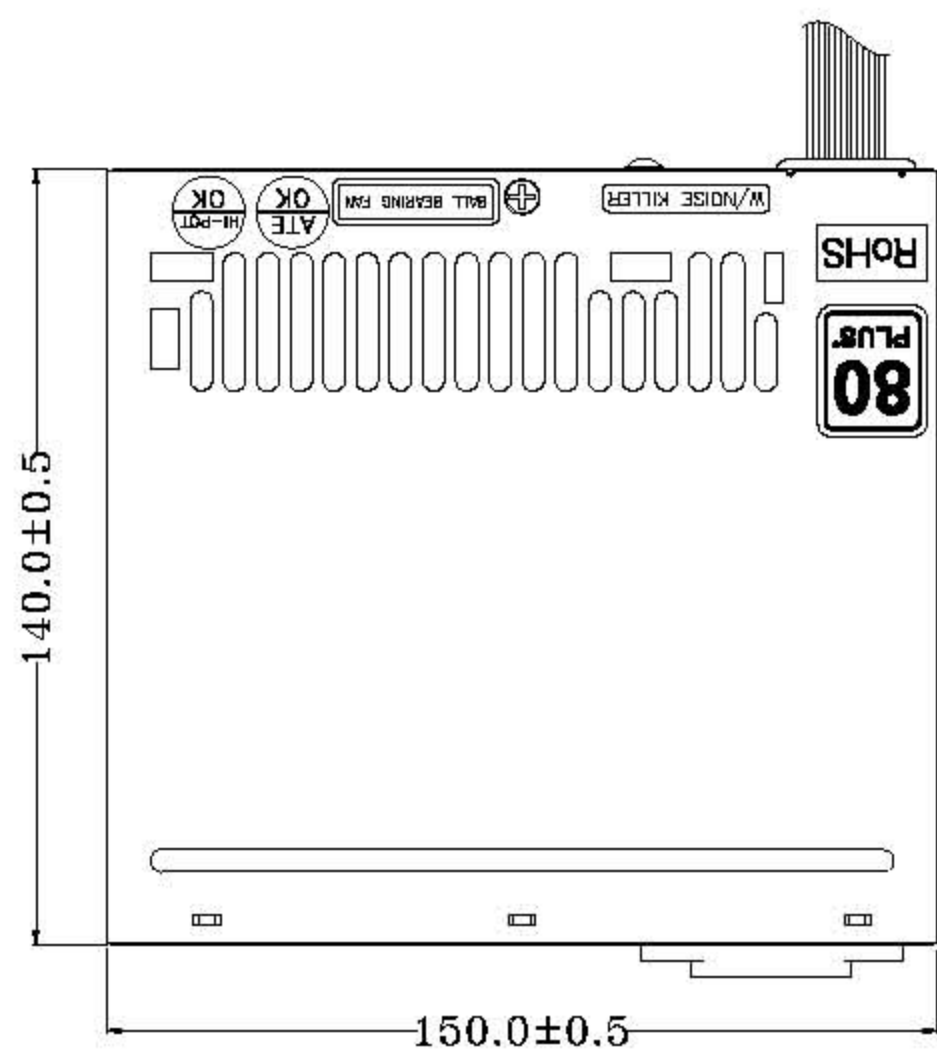
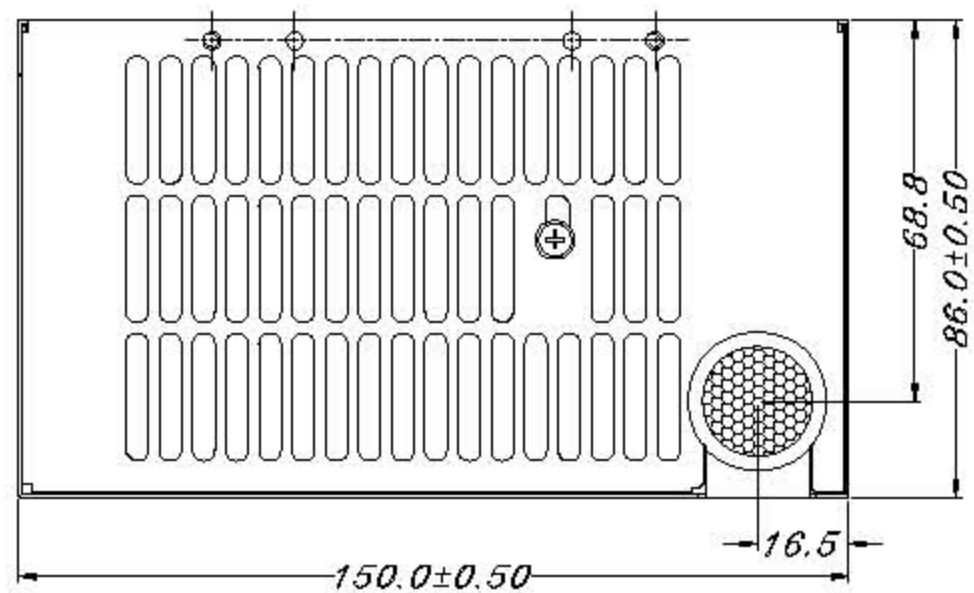


REF. ID.	PIN NO.	SIGNAL	WIRE COLOR	GAUGE	CONNECTOR TYPE	CABLE LENGTH
P1	1	+3.3VDC	ORANGE	18	MOLEX 39-01-2240 or EQUIV.	350+30mm-10
	2	+3.3VDC	ORANGE	18		
	3	COM	BLACK	18		
	4	+5VDC	RED	18		
	5	COM	BLACK	18		
	6	+5VDC	RED	18		
	7	COM	BLACK	18		
	8	PW-OK	GRAY	24		
	9	+5Vsb	PURPLE	18		
	10	+12VDC	YELLOW	18		
	11	+12VDC	YELLOW	18		
	12	+3.3VDC	ORANGE	18		
	13	+3.3VDC	ORANGE	20		
	14	+3.3VDC	BROWN	24		
	15	-12VDC	BLUE	24		
	16	COM	BLACK	18		
	17	PS-ON	GREEN	24		
	18	COM	BLACK	18		
	19	COM	BLACK	18		
	20					
PA	21	+5VDC	RED	18	MOLEX SD-67582-001 or EQUIV.	400+30mm-10
	22	+5VDC	RED	18		
	23	+5VDC	RED	18		
	24	COM	BLACK	18		
	1	+12V	YELLOW	18		
2	COM	BLACK	18			
3	+5V	RED	18			
4	COM	BLACK	18			
5	+3.3VDC	ORANGE	18			
PB	1	COM	BLACK	18	MOLEX 39-01-2040 or EQUIV.	350+30mm-10
	2	COM	BLACK	18		
PC	3	+12V	Yellow/Black	18	C4202H00 -2*3PA -RP or EQUIV.	380+30mm-10
	4	+12V	Yellow/Black	18		
PD	1	+12V	YELLOW	18	AMP 171822-4 or EQUIV.	155±10mm
	2	COM	BLACK	22		
PE	3	COM	BLACK	22	AMP 1-480424-0 or EQUIV.	155±10mm
	4	+5V	RED	22		
PF	1	+12V	YELLOW	18	MOLEX SD-67925-0011 or EQUIV.	185+30mm-10
	2	COM	BLACK	18		
PG	3	+5V	RED	18		
	4	COM	BLACK	18		
PH	1	+12V	YELLOW	18		
	2	COM	BLACK	18		
PJ	3	+5V	RED	18		
	4	COM	BLACK	18		
	5	+3.3VDC	ORANGE	18		



SPI P/N.:SPI300EP-MPC P/N.:9PA300AX02

NOTE:

1. ALL THE LENGTH OF OUTPUT WIRES EXCLUDE HOUSING.

UNIT:mm

MODEL NO. : SPI300EP(S03001)	TITLE: ASSY	SHEET: 1 OF 1	REV:01
R&D(1)	PE	DRAWN	DATE
			DEC.18.2007